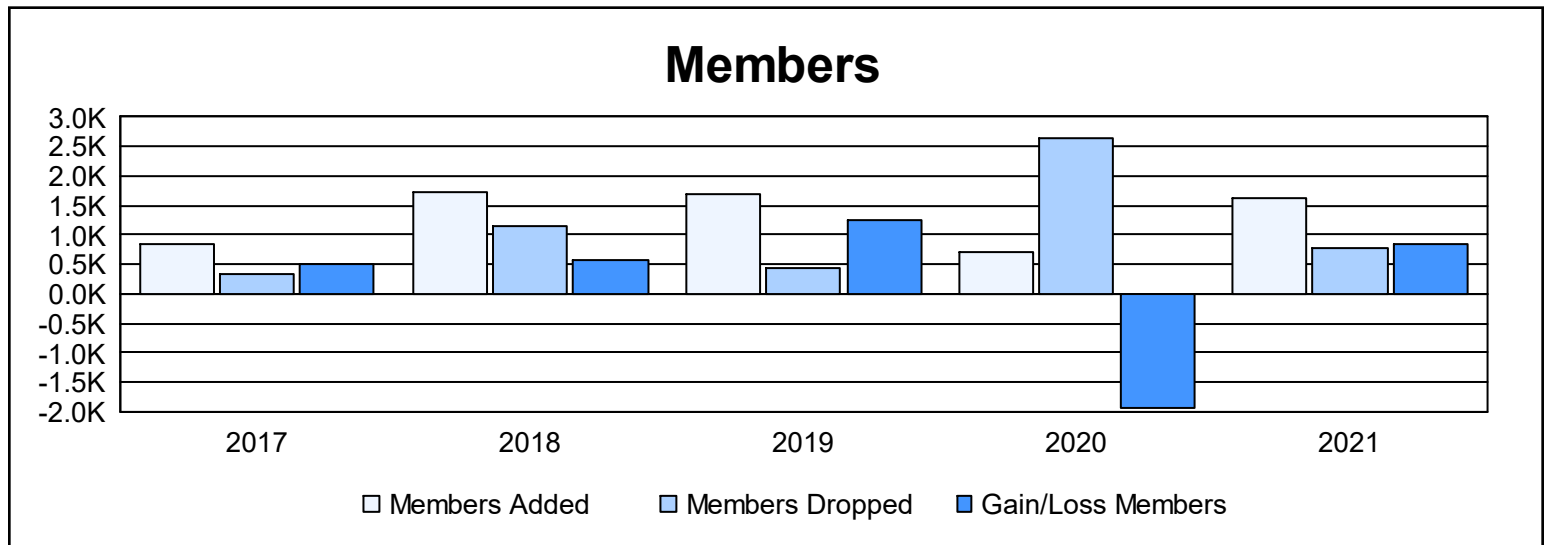
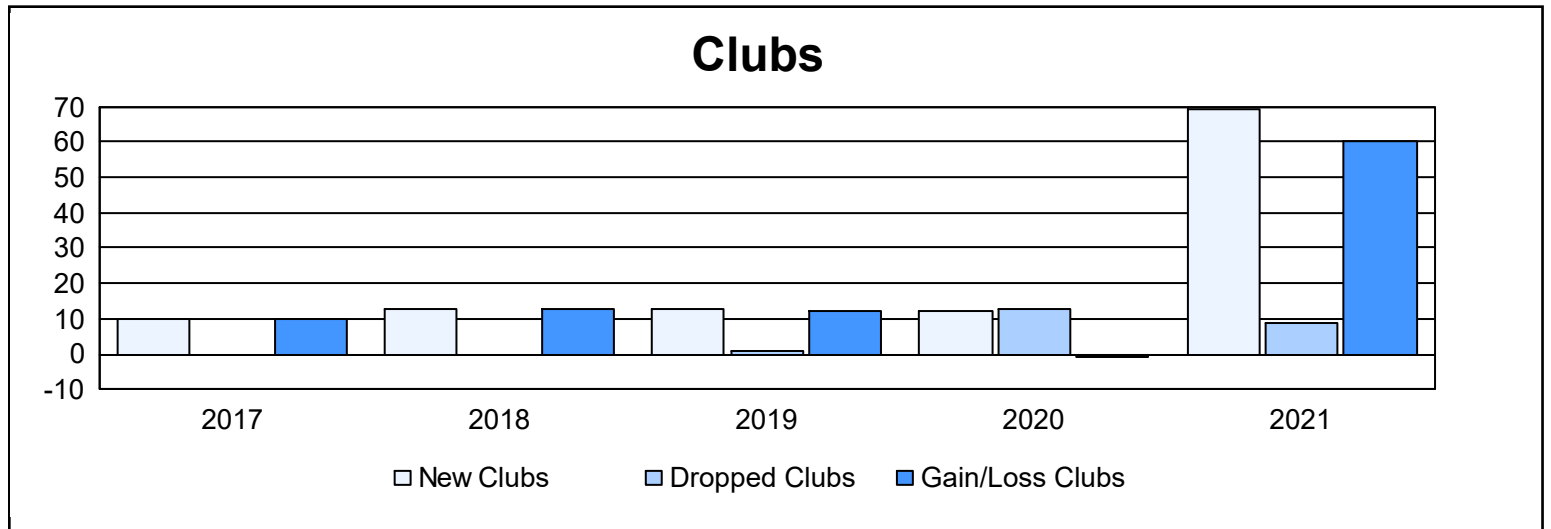
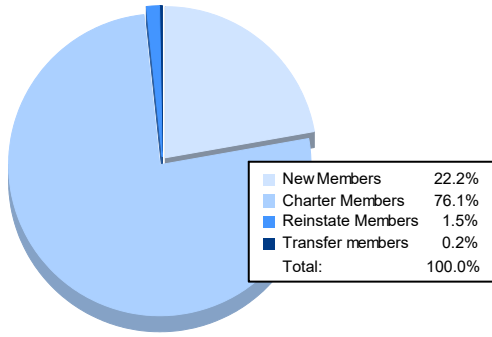


Year	New Clubs	Dropped Clubs	Gain/ Loss Clubs	New Members	Charter Members	Reinstate Members	Transfer Members	Total Member Added	Total Members Dropped	Gain/ Loss Members
2016-2017	10	0	10	596	219	35	2	852	333	519
2017-2018	13	0	13	1,313	308	91	16	1,728	1,163	565
2018-2019	13	1	12	1,191	460	27	8	1,686	433	1,253
2019-2020	12	13	-1	144	235	299	14	692	2,629	-1,937
2020-2021	69	9	60	362	1,243	25	3	1,633	789	844
<b>Average</b>	<b>23</b>	<b>5</b>	<b>19</b>	<b>721</b>	<b>493</b>	<b>95</b>	<b>9</b>	<b>1,318</b>	<b>1,069</b>	<b>249</b>



### Membership Composition June 2021 Cumulative



### Gender Composition June 2021 Cumulative

